

ISIMET – Fuel Gas Specific Solenoids

Testing Procedures

Series 300 - fuel gas. Aluminum construction valves are standard for all ISIMET natural gas applications in size 1/2" – 3/4" – 1" – 1 1/4" - 1 1/2" – 2" valves.

These valves are rates for low pressure systems and not intended to operate at pressures in excess of 5 oz. When testing the piping system, care should be taken not to over-pressure the valve. Pressurizing the solenoid from Upstream at pressures in excess of 15 psi will force the diaphragm to lodge inside the throat of the valve body. Refer to Figure 1 below. The diaphragm will remain in this position even when the coil is energized. This will cause excessive stress on the coil and eventual failure. There is a risk that this coil failure will also cause other component failure including damage to the transformer or circuit board.

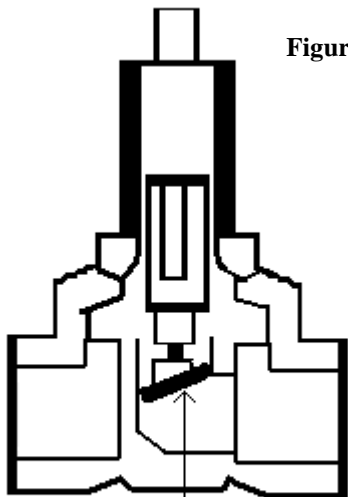


Figure 1

Diaphragm cocked in valve throat.

Do not pressure test from upstream. This solenoid is a normally closed valve and the piping system beyond the valve will not pressurize unless the coil is energized.

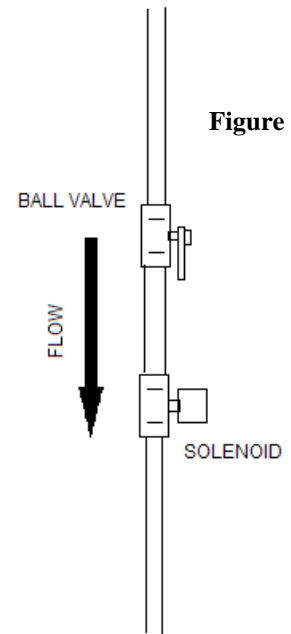


Figure 2

WARNING:
Pressure testing ISIMET fuel gas solenoids as illustrated in Figure 2 will cause damage to the coil and void product warranty.

CAUTION:
After Pressure test completion, do not de-pressurize downstream of solenoid with ball valve in open position until pressure is exhausted from upstream side of valve.

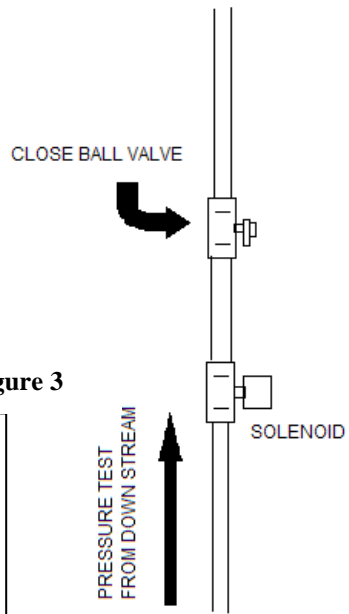


Figure 3

ISIMET recommends that the primary piping system (prior to the solenoid) be tested separately from the downstream piping beyond the solenoid valve. Refer to Figure 3.

ISIMET

103 C.J. Wise Parkway
(903) 897-0737

Naples, TX 75568
(903) 897-0740 fax